

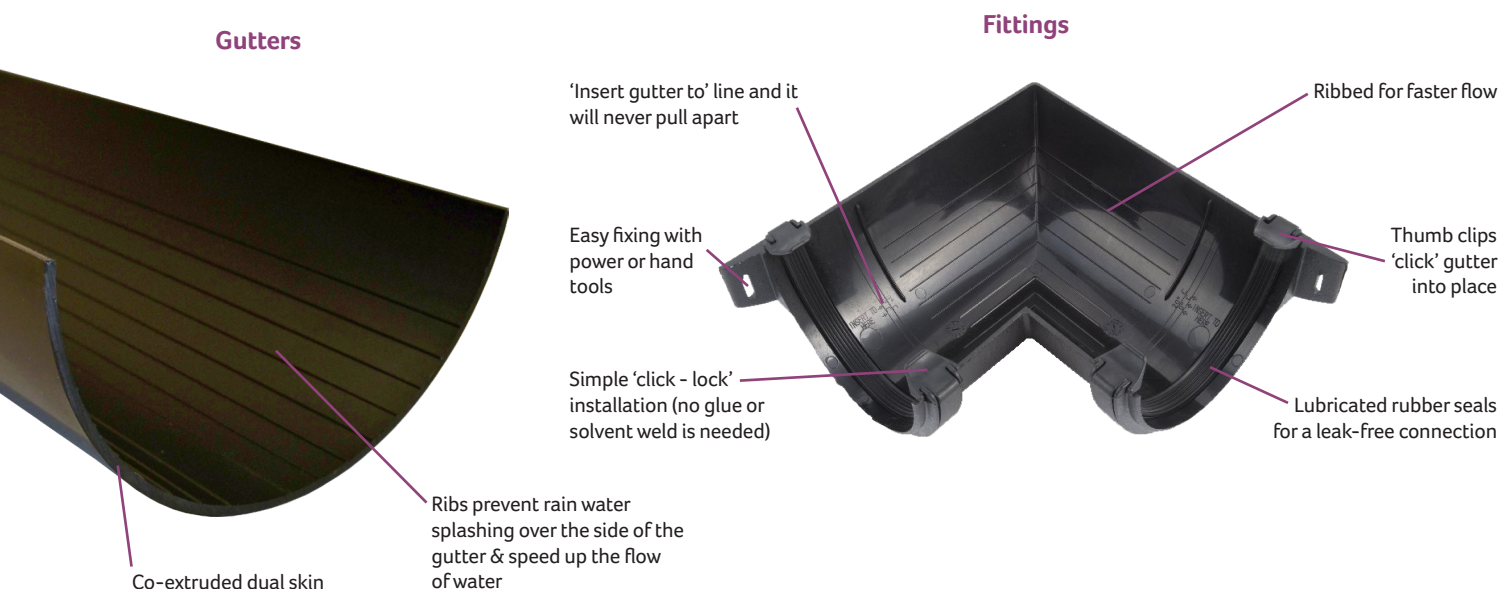
RAINWATER GUTTERING



WATER
MANAGEMENT
SYSTEMS


Roof Drainage Systems

Manufactured to British (BBA) and European (CE) standards our Rainwater Gutters have world-leading quality built in and are the first choice for professionals. FlowPlumb Systems™ Rainwater Gutter systems are manufactured in state-of-the-art facilities employing the latest methods of manufacturing and are feature packed for better performance.



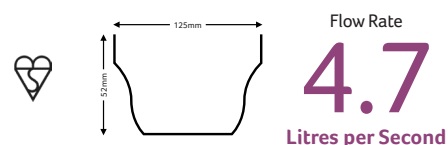
FlowPlumb Systems™ Rainwater Gutters are co-extruded for longer life, higher weather durability and a high gloss finish. The "dual skin" protects the gutter from UV bleaching and adds a touch exterior layer.

125mm Regency Rainwater System



An elegant profile to enhance the appearance of houses of a prestige nature. Stylish looks make Regency a good choice for medium and large roofs. **Ideal for; prestige homes, hotels and light commercial buildings.**

Available In: (W) (B) (V)

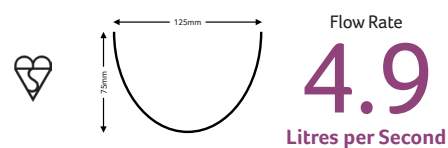


125mm Deep Rainwater System




A double layered co-extruded gutter providing higher resistance to UV. **Ideal for; large houses and light commercial buildings.**

Available In: (W) (B) (V) (G)

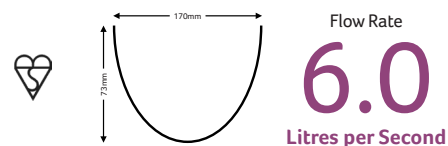


170mm StormFlow Rainwater System




This system can remove up to 6 litres of rainwater per second from the roof. **Ideal for; commercial buildings, hotels, industrial buildings and very large houses.**

Available In: (W) (B) (G)

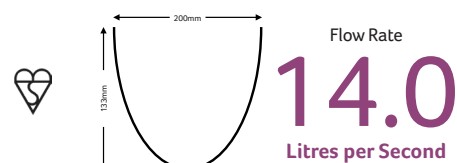








































































200mm Industrial Rainwater System



This system is ideal for retail malls, agricultural or industrial buildings with its 133mm deep profile. **Ideal for; retail malls, hotels, industrial buildings and warehouses.**

Available In: (B) (G)



Flat Roof Drainage	125mm Regency	125mm Deep	170mm StormFlow	200mm Industrial
Flat Roof Outlet  Code: RV369 Balcony Outlet  Code: RV196	4m Gutter  ○ WR896 ● BR896 ● VR896 ● N/A Gutter Connector  ○ WR908 ● BR908 ● VR908 ● N/A Gutter Support Bracket  ○ WR910 ● BR910 ● VR910 ● N/A 90° External Gutter Angle  ○ WR935 ● BR935 ● VR935 ● N/A 90° Internal Gutter Angle  ○ WR945 ● BR945 ● VR945 ● N/A 135° External Gutter Angle  ○ WR937 ● BR937 ● VR937 ● N/A 135° Internal Gutter Angle  ○ WR947 ● BR947 ● VR947 ● N/A Gutter Running Outlet  ○ WR911 ● BR911 ● VR911 ● N/A 68mm Circular Reducer  ○ WR924 ● BR924 ● VR924 ● N/A External Gutter Stop End  ○ WR913 ● BR913 ● VR913 ● N/A Internal Gutter Stop End  ○ WR902 ● BR902 ● VR902 ● N/A 4m Downpipe  ○ WR893 ● BR893 ● VR893 ● N/A Downpipe Branch  ○ WR922 ● BR922 ● VR922 ● N/A Downpipe Connector  ○ WR917 ● BR917 ● VR917 ● N/A 112½° Downpipe Bend  ○ WR920 ● BR920 ● VR920 ● N/A Downpipe Bracket  ○ WR919 ● BR919 ● VR919 ● N/A Downpipe Shoe  ○ WR921 ● BR921 ● VR921 ● N/A	4m Gutter  ○ WR640 ● BR640 ● VR640 ● GR640 Gutter Connector  ○ WR608 ● BR608 ● VR608 ● GR608 Gutter Support Bracket  ○ WR610 ● BR610 ● VR610 ● GR610 90° External Gutter Angle  ○ WR605 ● BR605 ● VR605 ● GR605 90° Internal Gutter Angle  ○ WR615 ● BR615 ● VR615 ● GR615 135° External Gutter Angle  ○ WR607 ● BR607 ● VR607 ● GR607 135° Internal Gutter Angle  ○ WR617 ● BR617 ● VR617 ● GR617 Gutter Running Outlet  ○ WR611 ● BR611 ● VR611 ● GR611 External Gutter Stop End  ○ WR613 ● BR613 ● VR613 ● GR613 Internal Gutter Stop End  ○ WR602 ● BR602 ● VR602 ● GR602 4m Downpipe  ○ WR520 ● BR520 ● VR520 ● GR520 Downpipe Branch  ○ WR022 ● BR022 ● VR022 ● GR022 Downpipe Connector  ○ WR017 ● BR017 ● VR017 ● GR017 92½° Downpipe Bend  ○ WR577 ● BR577 ● VR577 ● GR577 112½° Downpipe Bend  ○ WR020 ● BR020 ● VR020 ● GR020 Access Pipe  ○ WR001 ● BR001 ● VR001 ● GR001 Downpipe Bracket  ○ WR046 ● BR046 ● VR046 ● GR046 Downpipe Shoe  ○ WR021 ● BR021 ● VR021 ● GR021	4m Gutter  ○ WR515 ● BR515 ● VR515 ● GR515 Gutter Connector  ○ WR042 ● BR042 ● VR042 ● GR042 Gutter Support Bracket  ○ WR452 ● BR452 ● VR452 ● GR452 90° Gutter Angle  ○ WR451 ● BR451 ● VR451 ● GR451 Gutter Running Outlet  ○ WR454 ● BR454 ● VR454 ● GR454 Gutter Outlet  ○ WR455 ● BR455 ● VR455 ● GR455 External Gutter Stop End  ○ WR402 ● BR402 ● VR402 ● GR402 3m Downpipe  ○ WR505 ● BR505 ● VR505 ● GR505 4m Downpipe  ○ WR506 ● BR506 ● VR506 ● GR506 Downpipe Branch  ○ N/A ● BS336 ● VR336 ● GR336 Downpipe Connector  ○ WS208 ● BS208 ● VR208 ● GS208 92½° Downpipe Bend  ○ WS322 ● BS322 ● VR322 ● GS322 112½° Downpipe Top Bend  ○ WS270 ● BS270 ● VR270 ● GS270 112½° Downpipe Bottom Bend  ○ WS271 ● BS271 ● VR271 ● GS271 Access Pipe  ○ N/A ● BS309 ● VR309 ● GS309 1 Screw Bracket  ○ WS217 ● BS217 ● VR217 ● GS217 2 Screw Bracket  ○ WS219 ● BS219 ● VR219 ● GS219 Downpipe Shoe  ○ WS266 ● BS266 ● VR266 ● GS266	4m Gutter  ○ N/A ● BR740 ● VR740 ● GR740 Gutter Connector  ○ N/A ● BR708 ● VR708 ● GR708 Gutter Support Bracket  ○ N/A ● BR710 ● VR710 ● GR710 90° Internal Gutter Angle  ○ N/A ● BR705 ● VR705 ● GR705 135° External Gutter Angle  ○ N/A ● BR707 ● VR707 ● GR707 Gutter Running Outlet  ○ N/A ● BR711 ● VR711 ● GR711 Gutter Outlet  ○ N/A ● BR716 ● VR716 ● GR716 External Gutter Stop End  ○ N/A ● BR713 ● VR713 ● GR713 3m Downpipe  ○ N/A ● BS534 ● VR534 ● GR534 4m Downpipe  ○ N/A ● BS535 ● VR535 ● GR535 Downpipe Branch  ○ N/A ● BS427 ● VR427 ● GR427 Downpipe Connector  ○ N/A ● BS406 ● VR406 ● GR406 92½° Downpipe Bend  ○ N/A ● BS403 ● VR403 ● GR403 112½° Downpipe Top Bend  ○ N/A ● BS424 ● VR424 ● GR424 112½° Downpipe Bottom Bend  ○ N/A ● BS425 ● VR425 ● GR425 Access Pipe  ○ N/A ● BS472 ● VR472 ● GR472 1 Screw Bracket  ○ N/A ● BS412 ● VR412 ● GR412 Downpipe Shoe  ○ N/A ● BS436 ● VR436 ● GR436

Shape Memory

FlowPlumb gutters are flexible enough to make installation easy, yet have "shape memory" so that they return to their formed profile.


Being flexible makes them tough while other gutters would crack and break





SPACE AND STYLE

SPECIALIZED BUILDING MATERIALS



www.spaceandstyle.co.ke
info@spaceandstyle.co.ke



Head Office

Juja Factory & Showroom
Off Thika Road
Tel :0731 000 235
info@spaceandstyle.co.ke

WHERE TO FIND US

Nairobi

Libra House,
off Mombasa Road,
opposite Sameer Business Park,
Nairobi, Kenya

0722 706 837
info@spaceandstyle.co.ke

Kisumu

Hardware Dealers Building,
Oginga Odinga Street,
opposite Swan Centre,
Kisumu, Kenya

0731 777 111
kisumu@spaceandstyle.co.ke

Mombasa

PJ Plaza,
Links Road,
Nyali,
Mombasa, Kenya

0731 000 852
mombasa@spaceandstyle.co.ke

Eldoret

Daima Tower,
Mezzanine Floor M1,
Eldoret,
Kenya

0731 000 865
eldoret@spaceandstyle.co.ke

Kisii

Mocha Plaza,
Ground Floor,
Kisii,
Kenya

0793 320 345
kisii@spaceandstyle.co.ke

Kitengela

Tarikivile,
Kitengela,
Kenya

0731 000 234
kitengela@spaceandstyle.co.ke