


BUILDING,
A LEGACY OF QUALITY &
TRUST SINCE 2002



SPACE & STYLE
SPECIALIZED BUILDING SOLUTIONS



Company Profile



www.spaceandstyle.co.ke

Buy for more!

Have you joined our loyalty program ?

Get 7.5% off your first order !

SIGN UP



Join our Loyalty program

 www.spaceandstyle.co.ke

Architect
Engineer
Quantity survey
Valuer
Fundis
Installers
Contractors

Buy for more!

Sign up to our loyalty program and earn points

1 Collect StylePoints on every purchase



Roofing



Water Management



Steel Structures



Flooring

2 Swap points for discounts

Ask a member of our team for details or visit www.spaceandstyle.co.ke/rewards



Space and Style Ltd is a Kenyan company that was founded in **2002**. Over the years, we have become market leaders in the building industry, building a legacy of quality for our building solutions.

In 2018, the Space & Style long term goal to go into manufacturing came alive. Manufacturing has not only provided the much-needed affordability, variety and availability but has also created job opportunities and impacted on the local community in Juja, Kiambu county. A local rural community in Kenya.



TO BE RECOGNIZED

Our vision is to be recognised as world-class leaders in building solutions, known for our competence, reliability and honesty.



MISSION

As ambitious, innovative leaders in a demanding and ever developing industry, we will use our collective strengths and resources to build the capacity required to deliver the structures of the future.



BEST SELF

We build for people to create progress for everyone because we know the future isn't written, it's built.



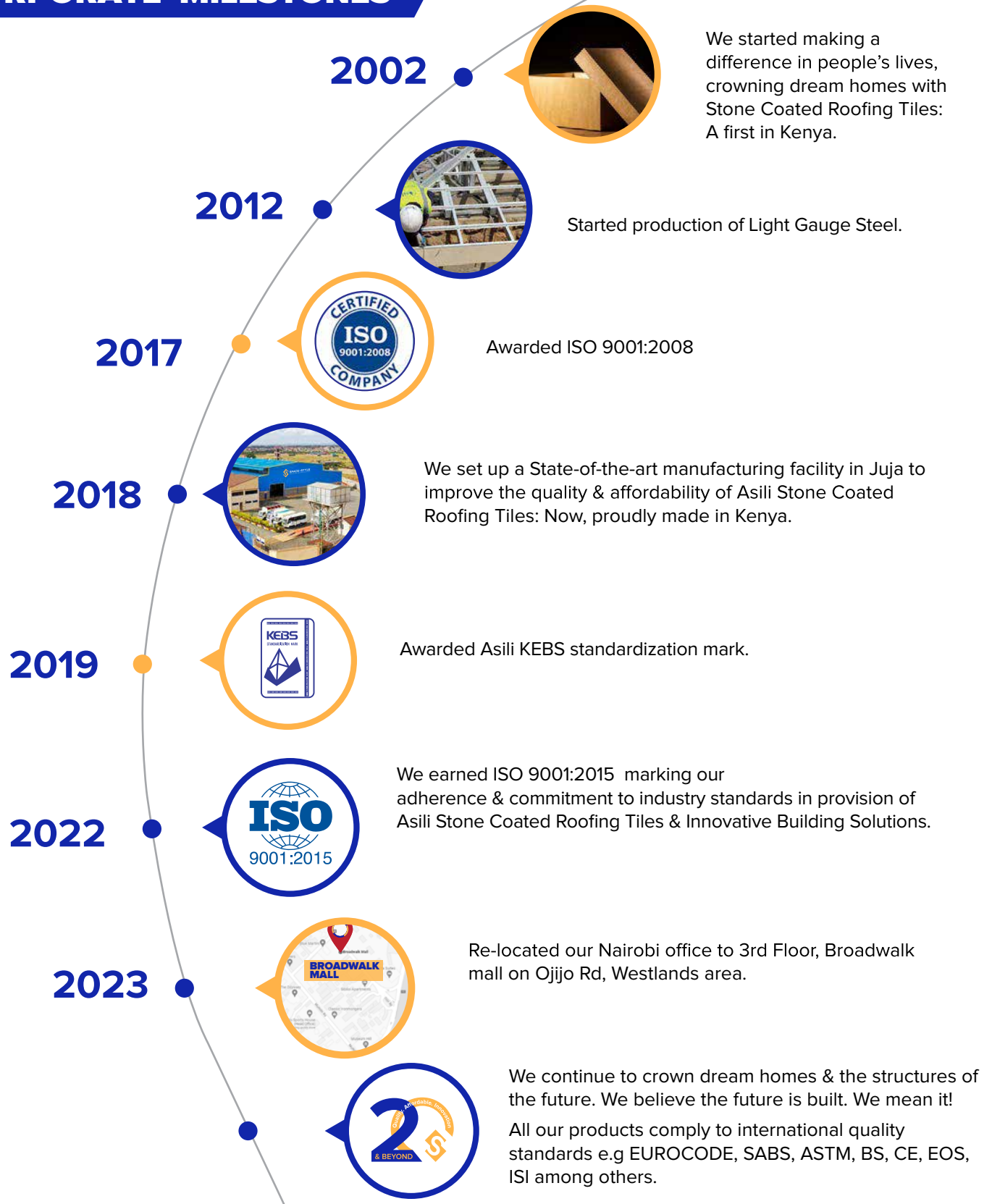
VALUES

- Reliability
- Honestly
- Competency





CORPORATE MILESTONES



INNOVATIVE, QUALITY & AFFORDABLE BUILDING SOLUTIONS



Space and Style is a seasoned building and construction solutions provider with over 20 years of experience offering Specialized Building Solutions. We are the pioneers of Stone Coated Roofing Tiles in the market, and we have diversified our solutions to satisfy the ever-evolving needs of our esteemed customers.

Our Solutions

- ✔ Asili stone coated roofing tiles , pre-painted colourtile sheets & roof accessories .
- ✔ Roof maintenance - Roof cleaning services & Re-roofing.
- ✔ Frametech light gauge steel battens and trusses.
- ✔ Alternative construction technology for affordable housing, industrial buildings and cold storage.
- ✔ Water proofing membranes for concrete flat roofs and terraces.
- ✔ Roof color bituminous shingles/ Asfalt shingles.
- ✔ Water management solutions – uPVC Gutters and MuPVC Manholes.
- ✔ Flooring solutions - Floor Laminates.
- ✔ Turnkey ceiling and walling material solutions – Fibrecement gypsum boards.
- ✔ Insulation materials – Glasswool and rockwool.
- ✔ Sandwich panels.
- ✔ Construction management services.

Our Brands



Business Segments



Manufacturing



Construction & Engineering



Trading



Strategic partnerships



Exports



ASILI STONE COATED ROOFING TILES



Asili is a Swahili word meaning, indigenous or natural. As the name suggests the new Asili Roofing Tile is a stone-coated panel locally manufactured and driven by the desire to provide an original, authentic yet quality & affordable solution that will give construction that distinct and original look.



WHY IT'S UNIQUE



ALU- ZINC

All Asili roof products are manufactured from alu-zinc steel which is shown in tests to last 6-9 times longer than ordinary galvanised steel roofing products. This is achieved by a unique process which protects the steel core with zinc, which is itself protected by an aluminium barrier. As a pioneer in using alu-zinc steel, Asili has unrivalled pedigree in long lasting steel roof tile manufacturing.



NATURAL STONE

Asili roofing tiles are coated with natural stone chips, volcanically formed and taken from quarries with long history of superior performance across the world. These coatings add natural beauty to the roof and a hard layer of protection from the harsh African weather. Being of natural stone, the vibrant colour is protected against the extreme UV of the African sun and will never change.



COATING TECHNOLOGY

Developed using innovative technology, Asili leads the way in design, quality, performance and durability. Our natural stone chips are embedded deep in our own patented basecoat and sealed in a special acrylic overglaze to ensure they stay permanently fixed on the tile. The finished tiles are then slowly baked to ensure durability.

ROOF WITH US

We will work with you to achieve your building goals. From choosing the right profile & color to delivering on time and within budget.

OUR BENEFITS

SECURITY



Asili roof tiles are secured to the above tile, the below tile, and the rafter making them most secure against intruders and extremely high winds.

LIGHTWEIGHT



Asili roof tiles save you considerable costs in the roof structure and transport because they are 10 times lighter than clay or concrete tiles!

ALWAYS AVAILABLE



Asili roof tiles orders are completed in less than a week.

TESTING AND INSPECTION



Asili roof tiles are tested every day to ensure consistent quality and better performance than all metal roof tiles.

REDUCED RAIN NOISE



Asili stone coated roofing tiles soften the sound of rain so you get a good nights sleep.



FAST INSTALLATION



Asili roof tiles are 10x faster to install resulting in further cost savings in the construction of your home.

TECHNICAL SPECIFICATIONS:

TILE DETAIL INFORMATION		
	Classic/Shingle	Thatch
Overall Length	1,320mm	1,176mm
Length of Cover	1,260mm	1,105mm
Width of Cover	370mm	370mm
Roof Cover/Tile	0.46m ² /Tile	0.40m ² /Tile
m ² Coverage	2.2 tiles/m ²	2.5 tiles/m ²
Weight per tile	2.85kg	2.5kg
Weight per m ²	6.3kg	6.3kg
Minimum Pitch	18 °	18 °



ASILI CLASSIC

Overall length= 1320 mm/Length of cover=1260mm
Width of cover= 370 mm/ Coverage =2.2 tiles per sqm



Charcoal Black



Charcoal Grey



Garnet Red



Terracota



Teak



Coffee Brown



Sahara



Sage Black



Sapphire



Auckland



Burgundy



Rosso



Marrone

NEW IN

ASILI SHINGLE

Overall length= 1320 mm/Length of cover=1260mm
Width of cover= 370 mm/ Coverage =2.2 tiles per sqm



Charcoal Black



Charcoal Grey



Eclipse Black



Garnet Red



Coffee Brown




Terracota



Bark



Portland



Sahara



Sage Black



Sapphire



Willow

ASILI THATCH

Overall length= 1176 mm/Length of cover=1105mm
Width of cover= 370 mm/ Coverage =2.45 tiles per sqm



Charcoal Black




Charcoal Grey



Terracota



Teak



Sahara



Sapphire

PROJECTS GALLERY






ASILI ROOFING SYSTEM ACCESSORIES



Flat Sheet (Colour matched to roof tile)




Coated Valley



Side Flashing (Colour Matched to roof tile)



Ridge Hip (Colour matched to roof tile)



Box Barge (Colour matched to roof tile)



Nails (Required to validate warranty)



Touch-up kit

Color Tile

- Light Weight
- Beautiful finish
- Easy and quick to install
- Strong profile
- Dimensions: 1.2m x 0.37m
- Available in matt and gloss smooth pre-painted finish

Colortile Red

Colortile Black



TECHNICAL INFORMATION	
Overall Length	1,220mm
Length of Cover	1,170mm
Width of Cover	370mm
Roof Cover/Tile	0.40m ² /tile
M ² Coverage	2.5 tiles/m ²
Weight per tile	1.65kg
Weight per m ²	4.13kg
Minimum Pitch	18 °

Buy Genuine, look for the Asili logo at the back of every tile.



ROOFCOLOR

**BITUMINOUS SHINGLES/
ASPHALT**



BITUMINOUS SHINGLES/ ASPHALT



Bituminous shingles commonly known as Asphalt shingles is a type of roof covering consisting of individual overlapping elements. These elements are typically flat, rectangular shapes laid in courses from the bottom edge of the roof up.

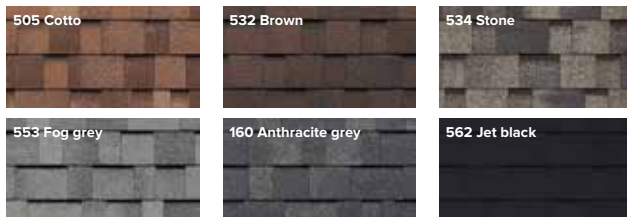
Bitumen on the other hand is a natural material harvested from specially selected petroleum roofing materials. Space and Style has now introduced a new range of roofing shingles called Roofcolor. Roofcolor's wide product range guarantees a unique look and performance that you simply won't find in other bituminous roofing shingles. When it comes to bituminous roofing shingles, Space and Style's Roofcolor is the best there is.



Models


MINUETTO

Surface covered 2.00 m² / bundle



BEAVER

Surface covered 2.32 m² / bundle




REGULAR

Surface covered 2.32 m² / bundle



HEXAGON

Surface covered 2.32 m² / bundle



Advantages

- All Roof Color shingles have G-EVO basalt granules.
- Wide choice of UV Resistant colors, unalterable overtime.
- Excellent solutions for new and renovation projects.
- Suitable for roofs of any shape.
- Suitable for roofs of any slope (from 15° to 85°).
- No special accessories.
- Lightweight and waterproofing solution.
- Roof covering suitable for every climate: it resists to heat and cold.
- Easy to transport, handle and install.
- No maintenance.
- Resistant to weathering.
- Can be installed by nails or torched on bituminous membranes.

FLAT ROOF SOLUTIONS



BITUMINOUS WATERPROOFING MEMBRANES



Offering a complete solution to the latest trends on roofing, Space and Style Flat Roof Solutions include both bituminous waterproofing membranes and flat roof drainage.

Water proofing membranes are designed to provide a secondary weather protection for residential and commercial buildings.

Space and Style's Water proofing membranes are developed using the most up to date technology that enables it to perform over time and give long lasting water proofing characteristics.



BENEFITS

1. High resistance to extreme weather conditions.
2. Excellent adhesion properties on the surface.
3. Compatible with all types of flat roofs application.



ROOF GUTTERS



ROOF GUTTERS



Our rainwater gutters and downpipes are ideal for all weather performance, don't fade and have an extra gloss to the colour.

BENEFITS

- ✔ Quick and easy to install.
- ✔ No maintenance (just leaf cleaning)
- ✔ No Painting required.
- ✔ No rust.
- ✔ Any scratches won't show.
- ✔ Rainwater can be collected.
- ✔ No leaks especially at joints.



PVC ROOF DRAINAGE ELEMENTS



STOP END EXTRENAL



JOINT BRACKET



OPEN GUTTER



STOP END INTERNAL



GUTTER OUTLET



ANGLE BRACKET



SUPPORT



**FRAMETECH
STRUCTURES**

**Alternative Construction Technology for Affordable
Housing, Industrial buildings and Cold storage.**



FRAMETECH LIGHT GAUGE STEEL BUILDING SOLUTION



Frametech offers you a seamless integration of all processes involved in engineering, design and building with cold formed light gauge steel frames.



The design, engineering, detailing, quoting, production, planning, materials management, and structural steel frame production are all automated.

We offer turnkey alternative modular building solutions using various construction boards, sandwich panels and insulation materials.

Steel means **strength**; giving you the confidence that you are providing the best structure and best investment possible for your development.

Product Benefits

- ✔ Fast installation due to accuracy of structural members.
- ✔ High structural integrity because steel offers consistent strength all the way through the members.
- ✔ Labour savings due to light weight members and ease in handling the members .
- ✔ Reduced wastage.
- ✔ Low logistical costs.
- ✔ Environmentally friendly.
- ✔ Screws, nuts & bolts eliminate squeaks, nail pops and the need for repairs.
- ✔ Termites and fungus resistant.




Typical Applications

- ✔ Affordable Housing.
- ✔ Residential Homes, Hotels and Accommodation facilities.
- ✔ Schools and Educational Buildings.
- ✔ Hospitals and Health Care Facilities.
- ✔ Military Facilities and Installations.
- ✔ Commercial Shops for Gas Station and Stand-Alone Facilities.
- ✔ Site Camps for Construction Sites and Remote Location Construction.
- ✔ Standalone market facilities/exhibition stalls.
- ✔ Steel Roof Structures.
- ✔ Rapid Deployment Projects.
- ✔ Disaster relief & Re-construction.
- ✔ Workshops, Garages and Stables.
- ✔ Cold storage facilities.
- ✔ Ideal for dry wall construction.








INSULATION

In a step to revolutionize the Kenyan market on new Insulation concepts, Space and Style is now providing the supply and distribution of Rockwool and Glass Wool Insulation.






Types of Insulation:

Type	Thermal 	Fire 	Acoustic 
Objective	Thermal comfort Energy saving	Safety	Acoustic comfort
Categories	-Provide comfortable conditions for occupants -Minimize operational cost and initial investment of HVAC	-Protect structural elements from failure -Control the spread of fire -Provide enough time for occupants to escape safely	-Provide comfortable conditions for occupants
Target	Thermal Resistance (R) / Thermal conductivity (K)	Fire Spread Index Smoke Development Index Surface Burning Characteristics	-STC (for insulation between rooms) -NRC (for noise reduction in the room)






Product Properties:

	Rock Wool 	Glass Wool 
Material Made of	Basalt and Coke	Silica Sand and Glass Cullet
Density (Kg/m³) 	40-200	10-100
Fiber Length (µm) 	Short	Long
Thermal Conductivity (W/m.K) 	0.0331/0.0395	0.0306/0.0365
Thermal Resistance (°C) 	Up to 750	Up to 400
Deformation at 10% KPa 	9-85	0.5-10

Products Range:

	Boards 	Blankets 	Pipes 	Loose 	Stitched Blankets 
Rock Wool	40-200 Kg/m ³ Thk. 30-200 mm All Facing Types	40-120 Kg/m ³ Thk. 50-100 mm All Facing Types	100-200 Kg/m ³ Segment Cuts FSK/FSKII/Alu FR	Up to 200 Kg/m ³	40-170 Kg/m ³ Thk. 25-100 mm Galvanized/S.Steel
Glass Wool	32-100 Kg/m ³ Thk. 25-100 mm All Facing Types	10-32 Kg/m ³ Thk. 25-100 mm All Facing Types	48-100 Kg/m ³ Segment Cuts FSK/FSKII/Alu Fr	Up to 16 Kg/m ³	

INSULATION APPLICATIONS

<p>CONSTRUCTION RANGE</p> 	<ul style="list-style-type: none"> 1 - Wall and Partitioning <ul style="list-style-type: none"> a- Dry Walls b- Cavity Walls 2- Facades and External Walls 3- Suspended Ceilings 4- Roofing 5- Flooring 6- Fire Stop 7- Fire Rated Doors
<p>INDUSTRIAL RANGE</p> 	<ul style="list-style-type: none"> 1 - Boilers, Ovens and Furnaces 2- Fire Hazards Zones 3- Tanks Walls and Roofs 4- Industrial Noise 5- Chimney / Towers 6- Out of Range Piping Systems 7- Steel Structures / Go Downs 8- In Range Piping Systems
<p>HVAC</p> 	<ul style="list-style-type: none"> 1 - Inner and Outer Ventilation 2- Piping and Ducting Systems 3- Other MEP Applications
<p>OEM</p> 	<ul style="list-style-type: none"> 1 - Home Appliances 2- Automotive Industry 3- Trains 4- Sandwich Panels 5- Solar Panels 6- Pre-Fabricated Houses / Caravans 7- Engine Room Area 8- Road Sound Barriers
<p>AGRICULTURAL RANGE</p> 	<ul style="list-style-type: none"> 1 Poultry Farms 2 Hydroponics

GLASS WOOL BLANKET



ROCKWOOL BLANKET



RW WIRE MESH BLANKET



GLASS WOOL PIPES



COLD STORAGE SOLUTIONS

SPACE and Style Design, Supply and Install high-quality temperature-controlled modular cold rooms & freezer rooms.

A modular cold room is a type of cold room (or walk-in cold storage) which consist of insulating panels, allowing high-quality insulation to be assembled in any pattern and to any size you need, with quick and easy installation and unique versatility which can be applied to almost any industry.

Modular cold rooms are best used for chiller or freezers which need to be built internally
Modular cold rooms are the perfect walk-in cold room solution for various industries, from food and drink retail to hotels and restaurants as well as to Agro-Processing Units in Vast Agricultural Areas and Flower Cultivation

Advantages:

1. Space Efficiency

choosing a cold room – particularly a modular cold room – over a set of many smaller chillers or refrigerators will save a huge amount of space, providing you with more available business space to be put to good use and, ultimately, the potential for a more profitable business.

2. Cost Efficiency

As well as being more space efficient, a single consolidated space is more energy efficient from a cold storage point of view. Instead of many refrigerated spaces, all drawing power, and all with thinner, less efficient insulation, a large cold room only draws power to one cooling unit and has considerably thicker, more efficient insulating walls. This helps drive down your energy bill and increases business efficiency.

MODULAR COLD ROOMS




Panel sheets covered with pre-painted galvanized iron (PPGI) sheet white color 9016 from interior and exterior sides. With a hinged door or sliding door upon request. The monoblock unit is available for the standard sizes. **(Ideal for Food Storage and Pharmaceutical Facilities)**

Stainless steel panel from exterior and interior with hinged door. The Monoblock unit is available upon request. A pressure relief valve (PRV) is fixed for the freezing rooms. **(Ideal for Fish and High Salt content Storage)**

Special room with hinged door and multiply display windows. Panel is stainless steel from interior and exterior sides. A ceiling-mounted or wall-mounted Monoblock unit is available for this type. It gives wide storage space for the products **(Ideal for Retail Stores and Supermarkets)**




REFRIGERATION UNITS

WALL-MOUNTED MONO-BLOCK	CEILING-MOUNTED MONO-BLOCK	DBO UNITS
		
<p>For small to mid-size cold rooms Rapid mounting on the wall of the cold room by straddle-mounting, which is ideal for new installations or through-wall mounting, which is ideal for refurbishment projects. Pre-charged with refrigerant</p>	<p>For small to mid-size cold rooms Fast assembly / mounting Excellent space requirement vs. performance ratio Automatic warning upon condenser pollution</p>	<p>Split units suitable for outdoor installation Suitable for small-medium modular cold rooms: Condensing unit for floor or roof installation and Equipped with HP, LP switch and filter dryer (standard)</p>

CLEAN ROOMS and ACCESSORIES

A clean room is a controlled environment where pollutants like dust, airborne microbes, and aerosol particles are filtered out to provide the cleanest area possible



WALL SYSTEM



CORNER SYSTEM




CEILING SYSTEM



DOORS



DOUBLE SIDED WINDOWS



FLOORING SYSTEM

Alternative Modular Construction (Eco - Building) Project Management Services

We undertake turnkey projects from foundation to completion & handover for **Residential Houses, Offices, Site Offices, Schools, Hostels, Dispensaries & Temporary Building Units.**

Given the speedy construction and the expertise in our teams we are able to implement the project as per the clients needs.



SANDWICH PANELS



Our panels consist of an insulation core with facings of flexible materials and are produced on a continuous laminating line using a two part polyurethane adhesive system.

The facing materials are pre-painted galvanized steel, Aluminium or GRP.

The standard width of panels is 1200mm and 1000mm

Panels can be manufactured to any transportable length.

The panels have a male/female interlocking system and various face profiles can be produced. The profiles included are: Flat, Fluted, Shadow line, Micro rib and Raised rib.





BEFORE

ROOF MAINTENANCE SERVICES



AFTER

PROFESSIONAL ROOF CLEANING SERVICES

We specialize in the process of SAFELY cleaning your Stone Coated Roof with our team of experts to maintain its aesthetic value, make it function like new & increase its lifespan. Cleaning includes treatment to keep your roof algae free for up to 6-7 years.

Truth about Roof Cleaning

1. Over time, all roofs develop some organic growth. Algae, mold & mildew and dirt are causing damage to the surface of your roof before you can see it!
2. Black or green stains overpowering your roof's appearance, bird droppings and animal droppings are indicators that your roof needs cleaning.
3. The beauty of your Stone coated roof is it's color which can be restored through safe cleaning.



BEFORE



AFTER

WE'VE GOT YOU.

RE-ROOFING

Thinking of replacing an old roof, thatch roof, long-sheet roof, clay roof or any other type of roof? Our Asili stone-coated roofing tiles will restore the TRUE BEAUTY of your home or property increasing its appeal & value significantly.



BEFORE



AFTER



CONSTRUCTION BOARDS

CONSTRUCTION FIBRECEMENT & GYPSUM BOARDS



Our construction boards are asbestos free from the perfect combination of cement, fine silica and cellulose fibre, with autoclave technology.

The gypsum boards are a perfect choice for ceiling and wall application for a professional builder like you.



AREAS OF APPLICATION

- Partitioning Eaves and soffit Lining
- Eaves and soffit Lining
- Shopping malls
- Recreational Facilities
- Residential Buildings
- Hotels and Resorts
- Eco homes
- Office blocks
- Wall planks
- External Cladding
- Facade cladding

Cement boards are one of the most widely used of all interior and walling partitioning construction materials. Having become prevalent as preferred construction materials, cement boards are widely used as alternatives to traditional wall partitioning.



	Gypsum Boards	Cement Boards
Types	Regular Marine (Water Proof) Fire Resistant Echo (Soundproof) - Available on special order	Regular Cement Boards Hybrid Boards (Cement + Gypsum)
Applications	Ceilings, Partitioning	External Walls, Fencing and Flooring
Thickness Range(mm)	8 - 18	6 - 20
Length (mm)	2000 - 2440	2400 - 3000
Width (mm)	1000 - 1220	1200
		

FLOOR LAMINATES



FLOORING SOLUTIONS

Our Philosophy is to offer you laminate floors that are not only impressive to the eye but also of the highest quality, without compromising on quality. With the appearance and feel of natural wood of our floor laminates you can be sure of the latest trends of colors, patterns and natural texture.

We offer you a wide range of options to suit both domestic and commercial applications, Using German technology, our laminates are easy and quick to install using an innovative glue free installation with a special four side moisture protection. We welcome you to discover our range of multiplicity of surfaces, formats and finishes.

ADVANTAGES

- Attractive and decorative – providing choices of exotic wood finishing.
- Easy to install – They are modified to a DIY convenience
- Glue-free system – The tongue and groove click together perfectly without visible joint
- Moisture resistance – Profiled in tropical hardwood HDF as the coreboard with anti-moisture protection significantly improves the moisture resistance
- Re-usable – The precise profile enables easy installation and dismantle without damaging the tongue & groove. The laminates are made of material durable enough to be reused.



Unique Features

1. Vacuum Technology Protection System

“Double Edge Protection”

- a) Perfect edge protection against moisture
- b) Better dimensional stability
- c) Minimum squeaking sound upon installation



2. Termite Resistance

Scientifically proven to be greatly resilient against termite attacks. Included in manufacturers 10 YEAR WARRANTY




3. 100% Glue Free & Easy Installation

- Installation friendly
- Click for long term performance
- Reusable
- Proven System



4. Quality Raw Materials

- Overlay _____
- Decorative Paper _____
- Tropical Hardwood HDF _____
- Backer _____



Colour Options



Other Options available on request

Jamii Impact

The purpose of our corporate social responsibility agenda, Space and Style Jamii is to give back to the community, provide positive social value and foster close community relationships and partnerships for the common good.

Our aim is to build a caring and compassionate brand that empathizes with the community challenges, creates solutions and makes a difference for the better.

Through our initiatives we change the narrative and provide opportunities for our community in the buildings sector and beyond.



OUR JAMII PROGRAM INITIATIVES

- Community development initiatives – Supporting the Boda Boda community in Juja with Wash Stations and Reflector jackets.
- Education – mentorship of students in the building courses.
- Building industry influencers capacity building and development – consultants exchange of ideas through fundi maalum training program. A countrywide fundi capacity BUILDING INITIATIVE.
- Environment conservation through tree planting and sustainable product offering.
- Youth empowerment through – KIT Sponsorship for Githurai All Stars & Miss Juja a local beauty pageant in Juja.

FUNDI MAALUM

Giving back to the community for positive impact through Space and Style Jamii is important to us. In 2012 we introduced the Fundi Maalum Program. In this capacity building and development program, artisans are equipped with skills to develop their soft skills, improve their workmanship and work ethics.

Over the years we have managed to train over 2,000 Fundis countrywide and this has helped grow their customer base, with knowledge sharing and networking.



- Launched in 2012
- Over 2,000 fundis have been trained countrywide.

Empower. Equip. Upskill

YOUTH EMPOWERMENT

To support our local youth in the community we operate in, we have supported sports, youth events and initiatives such as a local beauty pageant held in Juja and technical training on our products installation through our Fundi Maalum program. This has not only kept the youth engaged but created pathways to careers and source of livelihoods



OUR CLIMATE ACTION



To support climate action, we have been involved in tree planting initiatives. We also provide sustainable building solutions (Frametech Light Gauge Steel Structures)



FOR ENQUIRIES:

Super Deals

📞 0790 906 906
✉️ superdeals@spaceandstyle.co.ke

Customer Care

📞 0713 822 522
✉️ customerexperience@spaceandstyle.co.ke

Juja Factory & Showroom

📞 0796 555 777
✉️ juja@spaceandstyle.co.ke
📍 Juja, off Juja Farm Road, off Thika Road

Nakuru Office:

📞 0706 91 91 91
✉️ nakuru@spaceandstyle.co.ke
📍 Belpa House, Kijabe Street, Ground Floor

Nairobi Office:

📞 0722 706 837
✉️ info@spaceandstyle.co.ke
📍 Broadwalk Mall, 3rd floor, Ojjo Road, Off Museum Hill

Kisumu Office:

📞 0731 777 711
✉️ kisumu@spaceandstyle.co.ke
📍 Lake Basin Mall, Ground floor

Eldoret office:

📞 0731 000 865
✉️ eldoret@spaceandstyle.co.ke
📍 Daima Towers, Ground Floor

Available Nationwide